

# Trailblazer® 330 Air Pak™

Gas Engine-Driven Welder 

## Quick Specs

### Industrial Applications

Fabrication  
Maintenance  
Repair  
Structural steel work  
Sheet metal  
Pipe

### Processes

Stick (SMAW)  
MIG (GMAW)\*  
Flux-cored (FCAW)\*  
DC TIG (GTAW)  
Air carbon arc (CAC-A) cutting and gouging  
Rated: 3/16-inch carbons  
Capable: 1/4-inch carbons  
Air plasma cutting and gouging with optional Spectrum® models

\*With wire feeder.

**Output Range** DC stick 20–330 A  
MIG/flux-cored 15–40 V  
DC TIG 20–330 A

### Auxiliary Power Output Rated at 104°F (40°C)

12,000 watts peak, 10,500 watts continuous

**Air Compressor** 30 cfm, 100% duty cycle, 80–160 psi

### Excel™ Power

2,400 watts (120 V, 20 A) 60 Hz pure sine power at all speeds

### Battery Charge/Crank Assist

**Battery charge** 12/24 V, 150 A **Crank assist** 12/24 V, 300 A

**Powerful all-in-one tool designed for repair and construction with multiprocess weld quality, auxiliary power, air compressor and battery charge/crank assist.**

The Trailblazer exclusive technologies — advanced Auto-Speed™ and Excel™ power — deliver superior runtimes, increase fuel efficiency, and improve engine-driven welder performance.

No other compact machine in the 300-amp class delivers more welding power, more auxiliary power, and air with better fuel efficiency and less noise — for productive, profitable, quieter jobsites.

## WIRELESS INTERFACE CONTROL



Full control of your machine in the palm of your hand. See page 3.

**DYNAMIC DIG™** Optimized arc control for stick welding applications. See page 2.

## ArcReach®

Parameter control at the wire feeder or pendant without needing a control cord. See page 2.



**NEW!**

Trailblazer 330 Air Pak with battery charge/crank assist and Excel power shown.

**TRUE BLUE®**  
3YR WARRANTY

Engine-driven welder/air compressor/battery charger is warrantied for three years, parts and labor. Engine is warrantied separately by the engine manufacturer.



**Easy to use**  
Digital interface speeds machine setup and makes it less complicated.



**Exceptional arc performance**  
Easy arc starts and less spatter.



**Easier mobility and uses less truck space and payload**  
Over 180 pounds lighter and 13 percent smaller than previous model.



**Easy maintenance**  
With its intuitive design, the daily maintenance of our Trailblazer engine-driven welder is fast and easy.



**Rotary screw compressor**  
Quiet and durable compressor delivers 30 cfm at 80–160 psi of air at 100% duty cycle.



**Miller Electric Mfg. LLC**  
An ITW Welding Company  
1635 West Spencer Street  
P.O. Box 1079  
Appleton, WI 54912-1079 USA

**Equipment Sales US and Canada**  
Phone: 866-931-9730  
FAX: 800-637-2315  
International Phone: 920-735-4554  
International FAX: 920-735-4125

**MillerWelds.com**  




# The Trailblazer® Advantage

## Dynamic DIG™ technology



**Ultra-adaptive arc control.** Unlike conventional DIG that provides a preset amount of short-clearing current, Miller-exclusive Dynamic DIG technology works on a time-based algorithm that automatically adjusts the amount of current required to clear a short. Delivers a smoother more consistent arc that can be tailored to match application, material, fit-up and welder technique.

## ArcReach® technology



**Parameter control at the wire feeder or pendant without needing a control cord.**

An ArcReach system allows you to change weld settings from your ArcReach feeder or stick/TIG remote, saving a trip to the power supply. ArcReach technology uses the existing weld cable to communicate welding control information between the feeder or stick/TIG remote and the power source. This technology eliminates the need for control cords, and their associated problems and costs.

## Excel™ power

**Power at idle — a Miller exclusive.** Unlike competitive machines that provide auxiliary power only at 3,600 rpm (max), Excel power delivers a full 2,400 watts (20 A) of 120-volt inverter-based, pure sine-wave power at idle. With Excel power you can operate jobsite tools like grinders at quiet, fuel-saving speeds.

Refueling time and operating costs are reduced with Excel power, which means more productivity and profitability. Plus everyone on the jobsite gets a better working environment because noise levels and exhaust emissions are lowered. Excel power — available only from Miller.

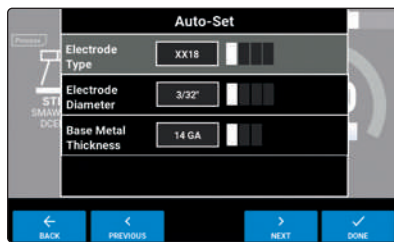
## Battery charge/crank assist

**Reduce downtime with battery charge/crank assist capability.** Designed and recommended for mechanics or anyone else responsible for a fleet of trucks or equipment. By using your Trailblazer to charge dead batteries or jump a stubborn engine, you'll keep your crew working and the fleet up and running.

*Note: Battery charge/jump cables (300422) must be ordered separately.*

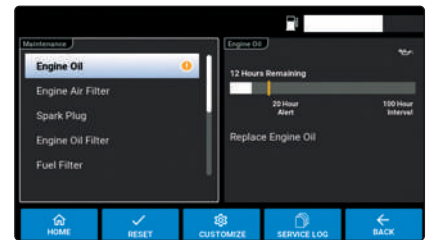
## Auto-Set™ technology

Auto-Set offers predefined weld settings to increase ease of use and ensure that the job is done right for operators of all skill levels.



## Data visibility

Predictive maintenance information helps you plan necessary service time. Productivity screens make it easier for you to monitor machine use.



## Industrial rotary-screw air compressor

Runs most air impact wrenches at idle and gives 100 percent deliverable air. Produces 30 cfm of air at 100 percent duty cycle and delivers 80–160 psi of air with no storage tank. Provides four convenient air compressor access points. The air outlet connection requires a 1/2-inch NPT swivel fitting. Compressor is warranted by Miller for three years.



## Direct spool gun connection

Make it easy to weld aluminum. Expand the types of jobs you can take on. Adapters are no longer required with the integrated 10-pin connection. Optimized for Spoolmate™ and Spoolmatic® spool guns.



# The Trailblazer® Advantage

## Advanced Auto-Speed™ technology

**Matches engine speed to load — a Miller exclusive.** Get the welding power you need — plus reduced fuel consumption and lower noise levels for a more profitable jobsite.

Advanced Auto-Speed technology automatically varies engine speed from 2,400–3,600 rpm to match compressed air, battery charge and weld demands — reducing fuel consumption, maintenance costs and noise for a safer, more efficient jobsite.

## Long runtimes

Large 11-gallon fuel capacity means many hours of run time before refueling. Improved fuel system design reduces a no-start condition if overfilled.

## Typical equipment power usage

Trailblazer engine-driven welders will easily start and run the following:


Equipment	Starting Watts	Running Watts
Barn Cleaner (5 hp)	11,600	3,000
Silo Unloader (5 hp)	12,200	4,300
Portable Conveyor (1/2 hp)	3,400	1,000
Milker (5 hp)	10,500	2,800
Hand Drill (1/2 inch)	600	600
Circular Saw (8-1/4 inch)	1,400	1,400
Air Compressor (1-1/2 hp)	8,200	2,200
Flood Lights (Vapor)	1,250	1,000
Spectrum® 625 X-TREME™ (30 A, 230 V, 1/2-inch cut)	6,900	6,900

*To size a unit that has enough power output in watts, add the watts for the items you want to simultaneously run. Tools with induction motors may require three to seven times the listed wattage when starting. All data listed is approximate — check your tool for specific wattage requirements.*

## Easy maintenance

With its intuitive design, the daily maintenance of our Trailblazer engine-driven welders is fast and easy. Front panel maintenance displays help you know when your equipment needs to be serviced. And servicing is simple because of:

- Oil checks that can be performed easily through the top of the machine by the access door
- Toolless panels that allow for quick access
- Single-side fuel fill and oil drain/filter



## Reversed air flow for optimized cooling

Exclusive engine and interior componentry design operates cooler and more efficiently. The engine is rotated towards the front to create more efficient airflow. More efficient airflow and exclusive engine location are significant contributors to reduced sound level and size reduction. Hot air recirculation is eliminated when machine is mounted in tight spots, and internal parts are kept cool for optimal performance.



## Wireless interface control (option)

**WIRELESS** Get full control of your machine in the palm of your hand so you can work hassle free.  
INTERFACE CONTROL

With wireless interface control, you can change welding processes, adjust parameters, select and save preset programs, turn the machine on/off, get service reminders and more from wherever you are on the jobsite. Extend time between fill ups and maintenance intervals while eliminating the need to go back to your machine to make adjustments.

### VIEW STATUS

View engine status, fuel level, and battery charge level of remote.

### SELECT PROCESSES

View and select between all available processes.

### CONTACTOR ON/OFF

Turn contactor on/off manually in remote welding mode.

### ENGINE ON/OFF

Turn engine on/off with remote.



### CUSTOM PROGRAMS

Save custom presets in up to four programs and easily switch between pre-programmed settings.

### FINE-TUNE ARC

Quickly adjust and save arc control settings including DIG, DIG range inductance and Auto-Stop.

### AMP/VOLT ADJUST

Adjust amperage or voltage, by increments or percentage, while welding.

# Specifications (Subject to change without notice.)



Welding Mode	Process	Amp/Volt Ranges	Rated Weld Output at 104°F (40°C)*	Single-Phase Auxiliary Power	Sound Levels at 7 m (23 ft.)	Dimensions	Net Weight**
CC/DC	Stick/TIG	20–330 A	314 A at 32.5 V, 100% duty cycle	<b>Peak</b> 12,000 watts  <b>Continuous</b> 10,500 watts  <b>Excel™ power</b> 2,400 watts, 20 A at 120 V, 60 Hz pure auxiliary power at idle speed and while welding	<b>Weld</b> 150 A load: 69.5 dB (94.7 Lwa) 330 A load: 75.3 dB (100.6 Lwa)  <b>Excel™ power</b> 65 dB (90 Lwa)	H: 27 in. (686 mm) H: 31 in. (787 mm) (to top of exhaust) W: 20.46 in. (520 mm) D: 51.88 in. (1,318 mm)	587 lb. (266 kg)
CV/DC	MIG/FCAW	15–40 V	330 A at 30.5 V, 100% duty cycle				
Battery charge/crank assist		12/24 V	Charge: 150 A Crank assist: 300 A				

\*Rated at sea level. \*\*Net weight without fuel.



Certified by Canadian Standards Association to both the Canadian and U.S. Standards.

## Air Compressor Specifications

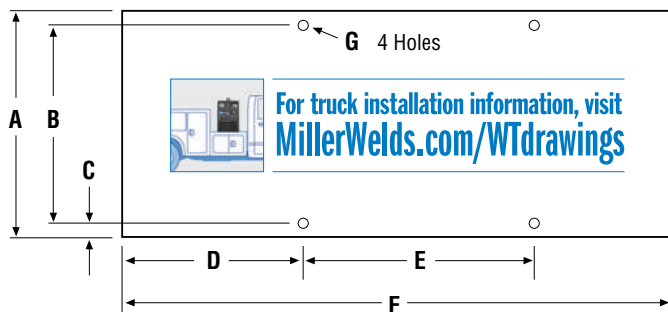
Compressor Brand and Warranty	Features	Free Air Delivery	Working Pressure Constant	Duty Cycle	Oil Capacity	Automatic Compressor Shutdowns
Rotorcomp, 3-year warranty	Rotary screw with electric clutch for on/off, oil change intervals 500 hours	30 cfm (0.85 m <sup>3</sup> /min.) at 3,600 rpm 28 cfm (0.79 m <sup>3</sup> /min.) at 3,000 rpm	80–160 psig	100%	1.75 qt. (1.7 L)	High pressure (160 psi)

## Engine Specifications (Engines warrantied separately by the engine manufacturer.)

Engine Brand and Warranty	Horsepower (HP)	Type	Weld Speed	Idle Speed	Fuel Capacity	Oil Capacity	Standard Shutdowns
Kohler CH749, 3-year warranty	27 hp at 3,600 rpm	Twin-cylinder, four-cycle overhead valve, air-cooled industrial gasoline* engine	Advanced Auto-Speed™ varies between 2,400–3,600 rpm	2,400 rpm	11 gal. (41.6 L)	1.75 qt. (1.7 L)	Low oil pressure

\*Fuel stabilizer is recommended for gas engines that are used infrequently.

## Mounting Specifications



Front Panel

- A. 20.46 in. (520 mm)
- B. 16.5 in. (419 mm)
- C. 1.72 in. (44 mm)
- D. 16.16 in. (410 mm)
- E. 24 in. (610 mm)
- F. 51.88 in. (1,318 mm)
- G. .406 in. (10.3 mm) diameter



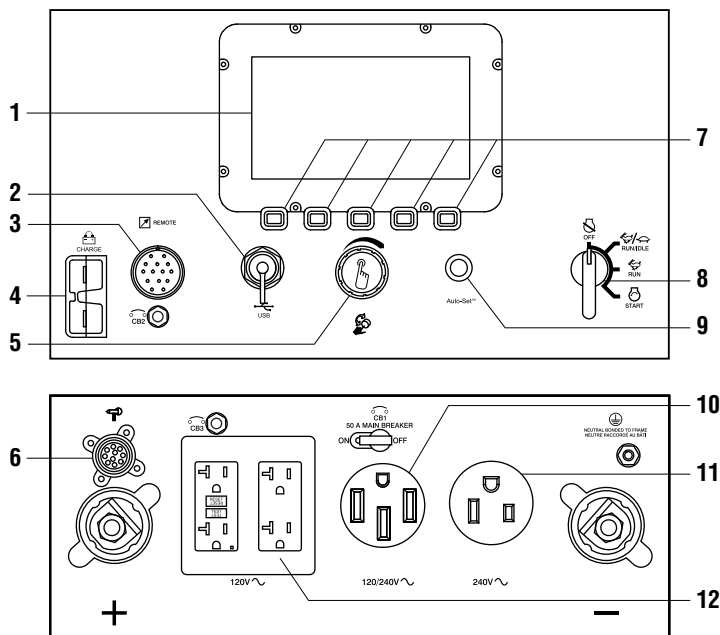
### Small, light design

Trailblazer engine-driven welders take up less space on trucks and trailers — leaving more room on your truck for other equipment and tools. Plus, they're easier to move around jobsites — even with weld cables attached.

# Choose the Right Bobcat™ Air Pak™ or Trailblazer® Air Pak™ Engine Drive

Fuel System	Bobcat 200 Air Pak	UPGRADE	Bobcat 265 Air Pak	UPGRADE	Trailblazer 330 Air Pak
Fuel Type	Gasoline		Gasoline		Gasoline
Weld					
Output	DC only, CC/CV		DC only, CC/CV		DC only, CC/CV
Processes	Stick / MIG / FCAW	➔	Stick / TIG / MIG / FCAW / Gouge		Stick / TIG / MIG / FCAW / Gouge
Amperage Range	20–230 A	➔	20–265 A	➔	20–330 A
Voltage Range	14–25 V	➔	14–30 V	➔	15–40 V
Auxiliary Power					
Peak Watts	8,000 watts	➔	11,000 watts	➔	12,000 watts
Continuous Watts	6,500 watts	➔	9,500 watts	➔	10,500 watts
Dimensions					
Size (H x W x D)	24.25 x 20 x 44.61 in.		27 x 20.46 x 51.88 in.		27 x 20.46 x 51.88 in.
Weight	514 lb.		570 lb.		587 lb.
Key Features					
Display	Segmented digital	➔	LCD		LCD
Maintenance	Fuel / hour / oil	➔	Predictive maintenance		Predictive maintenance
Auto-Set™	—	➔	Yes		Yes
Battery Charge / Crank Assist	100 A charge / 300 A crank	➔	150 A charge / 300 A crank	➔	150 A charge / 300 A crank
ArcReach®	—		—	➔	Yes (standard)
Spool Gun	Direct connect		Direct connect		Direct connect
Remote Start/Stop	—		—	➔	Wireless interface control (option)
Compressor					
Type	Rotary screw		Rotary screw		Rotary screw
Air Rating	30 cfm at 175 psi		30 cfm at 160 psi		30 cfm at 160 psi
Working Pressure	80–175 psi		80–160 psi		80–160 psi

## Function and Benefit Guide



- Digital display** provides weld process and parameters, fuel level, maintenance and machine use information.
- USB port** allows software updates from a USB drive. A summary file of recorded data from the unit will be saved to a USB drive that is inserted.
- Standard 14-pin receptacle** for simple connection of remote controls and wire feeders. Includes **Auto Remote Sense™** which automatically switches from panel to remote amperage/voltage (A/V) control with remote connected. Eliminates confusion of a panel/remote switch.
- Battery charge/crank assist receptacle.**
- Pushbutton main control knob** used for adjusting amperage/voltage and accessing the service menu.
- Standard 10-pin receptacle** for simple connection of spool guns. See page 7.
- Pushbuttons** used for selection of weld process, menu and other machine features.
- Engine control switch** is used to start the engine and then select between auto idle and high speed lock positions.
- Auto-Set™ button** provides process-specific pre-defined parameters.
- 120/240 V receptacle with circuit breaker.**  
(For matching plug, order **119172**.)
- 240 V receptacle with circuit breaker.**
- Excel™ power** provides pure auxiliary power at idle speed and while welding.

## Genuine Miller® Options

**Electric Fuel Pump 301741** Field  
Recommended for gas engine operations at altitudes above 5,000 feet. Improves engine starting and high-output performance.  
*Note: Factory-installed on all models.*

**Spark Arrestor 300924** Field  
Mandatory when operating on California grasslands, brush or forest-covered land, and all national forests. For other areas, check your state and local laws.

**Cold Weather Kit 301747** Field  
Includes compressor oil sump and control block heaters.



**Air Cooler with Separator 301749**  
Cools and removes moisture from the air supply. *Designed for use above 32 degrees Fahrenheit (0°C). Bypass in colder temperatures.*

*Note: Factory-installed on select models. See ordering information on back page.*

**Micron Filter Element 203877** Field  
Replacement micron filter for the Air Cooler with Separator.



**RTI Filter and Bracket 300491** Field  
Dryer will remove water, dirt and oil as small as one micron with 99.9 percent efficiency. Can be mounted on plasma cutter or on wall. Install as close as possible to point of air consumption. *Designed for use above 32 degrees Fahrenheit (0°C). Bypass in colder temperatures.*



Female Receptacle



**Full KVA Adapter Cord 300517** Field  
NEMA 14-50P to NEMA 6-50R. Adapts engine drive 120/240 V plug to common Millermatic® and Spectrum® 240 V plug.



**Full KVA Plug 119172** Field  
120/240 V, 50 A plug (NEMA 14-50P) to fit full KVA receptacle.

**Engine Tune-Up Kit 294669** Field. Kohler CH749  
Includes air and fuel filters, and two spark plugs.

**Air Compressor Tune-Up Kit 279120** Field  
Includes oil filter, air filter and oil separator.

## Genuine Miller® Accessories



**25-foot Battery Charge/Jump Cables with Plug 300422**



**Protective Cover 301730**  
Heavy-duty, water- and mildew-resistant covers protect and maintain the finish of the welder.



**Wireless Interface Control Replacement Kit 288137** Field  
Replacement kit for wireless interface control machines. NOT compatible with machines that are not equipped with

wireless interface control. Includes replacement remote, magnetic lanyard, USB charger, 110-volt adapter, and two screen protectors.

**Wireless Interface Control Protective Covers 287594**  
Five-pack of screen protectors for wireless interface control remote.

## MIG/Flux-cored Welding



**Millermatic® 142 907838**  
See literature DC/12.41

**Millermatic® 211 907614**  
See literature DC/12.58

The Millermatic line of MIG welders are complete arc welding power source, wire feeder and gun packages designed for portability and ease of use.

*Note: The Millermatic machines can be operated utilizing auxiliary power.*

## MIG/Flux-cored Welding (cont.)



### ArcReach® SuitCase® 8

**951726001** With Bernard® BTB Gun 300 A  
**951727** With Bernard® S-Gun™  
**951728** With Bernard® Dura-Flux™ gun

### ArcReach® SuitCase® 12

**951729001** With Bernard® BTB Gun 300 A  
**951730** With Bernard® S-Gun™  
**951731** With Bernard® Dura-Flux™ gun

Portable feeder designed to run off of arc voltage. See literature M/6.55.



### SuitCase® 12RC

#### Wire Feeder 951580001

Lightweight and flexible enough to run wires up to .062-inch diameter. Includes remote voltage control, drive roll kit and Bernard® BTB Gun 300 A. See literature M/6.5.



### Spoolmatic® 30A

#### Spool Gun 130831

Rated at 200 amps, 100 percent duty cycle with 30-foot (9 m) cable. See literature M/1.73.



### Spoolmate™ 200

#### Spool Gun 300497

Rated at 160 amps, 60 percent duty cycle with 20-foot (6 m) cable. See literature M/1.47.

### XR™ Wire Feeder and Guns

Push-pull system designed to handle difficult-to-feed soft alloy wires such as aluminum. See literature DC/34.0 and M/1.71 through M/1.74.

## Stick (SMAW) Welding

### Weld Leads

#### 2/0 Stick Cable Set, 50 ft. (15 m) 173851

Consists of 50-foot (15 m) 2/0 electrode cable with holder, and 50-foot (15 m) work cable with clamp. 350 A, 100% duty cycle.

#### 2/0 Stick Cable Set, 100/50 ft. (30.5/15 m) 043952

Consists of 100-foot (30.5 m) 2/0 electrode cable with holder, and 50-foot (15 m) work cable with clamp. 300 A, 100% duty cycle.

## TIG (GTAW) Welding



### Dynasty® 210 Series

For portable AC/DC TIG. See literature AD/4.81.

## Multiprocess Welding



### Multimatic® 215 907693

Portable, all-in-one multiprocess package weighs only 38 pounds (17.2 kg), and features excellent arc characteristics. Exclusive multi-voltage plug (MVP™) provides flexibility to plug into 120- or 240-volt power. Take it anywhere you need to MIG, TIG or stick weld. See literature DC/12.59.

## Remote Solutions



### ArcReach® Stick/TIG Remote 301325

When paired with an ArcReach power source, provides remote control of the power source without a control cord — saving time and money. See literature AY/14.5.



### Wireless Remote Hand Control 301582

For remote current, voltage and contactor control. Receiver plugs directly into the 14-pin receptacle of Miller machine. Up to 300-foot (91.4 m) operating range.



### RHC-14 Hand Control 242211020

Miniature hand control for remote current and contactor control. Dimensions: 4 x 4 x 3.25 inches (102 x 102 x 82 mm). Includes 20-foot (6 m) cord and 14-pin plug.



### PRHC-14 Hand Control 195511

Complete current or voltage control brings 120 volts GFCI power to work area in a single cord. Housed in a durable, light aluminum case and includes 125-foot (38 m) cord with plugs.

## Extension Cables for 14-Pin Remote Controls

**242208025** 25 ft. (7.6 m)  
**242208050** 50 ft. (15.2 m)  
**242208080** 80 ft. (24.4 m)

## Remote Output Panel Kit 951850

If your engine-driven welder is mounted on a truck, easily locate the outputs at the point of use with the auxiliary power and weld output remote panel. See literature AY/20.5.

## Plasma Cutting



*Spectrum 375 X-TREME and 625 X-TREME shown.*

### Spectrum® 375 X-TREME™ 907529

See literature PC/9.2.

### Spectrum® 625 X-TREME™ 907579

See literature PC/9.6.

### Spectrum® 875 907583

See literature PC/9.8.

The Spectrum 375 X-TREME and 625 X-TREME come complete with protective X-CASE™ (not shown).

## Trailers and Hitches



### HWY-Mid Frame Trailer 301438

1,424-pound (646 kg) capacity

highway trailer with welded steel tubing frame, heavy-duty axle with roller bearing hubs and leaf-spring suspension. Includes jack stand, fenders, lights, and dual hitch with 2-inch (50 mm) ball hitch and 3-inch (76 mm) lunette eye.

*Note: Trailer is shipped unassembled.*



### Cable Tree 043826

Provides an area to conveniently wrap weld cables and extension cords.



### 2-In-1 Document/ Fire Extinguisher Holder 301236

Stores documents and holds a five-pound fire extinguisher.

*Note: Holder shown mounted on trailer. Fire extinguisher not included.*

# Ordering Information

Equipment and Options	Stock No.	Description	Qty.	Price
Trailblazer® 330 Air Pak™ (Kohler engine)	907836	With battery charge/crank assist and Excel™ power		
	907836001	With battery charge/crank assist, Excel™ power, polarity reversing and wireless interface control		
	907836002	With battery charge/crank assist, Excel™ power, and cooler/separator		
	907836003	With battery charge/crank assist, Excel™ power, polarity reversing, wireless interface control, and cooler/separator		
<b>Field Options</b> <i>Options listed below can be added to the above packages. Installation is required.</i>				
Electric Fuel Pump	301741	Recommended for gas engine operations at altitudes above 5,000 feet. <i>Factory-installed on all models</i>		
Spark Arrestor	300924			
Cold Weather Kit	301747	Includes compressor oil sump and control block heaters		
Air Cooler with Separator	301749	<i>Factory-installed on select models. See above</i>		
Micron Filter Element	203877	For use with air cooler with separator		
RTI Filter and Bracket	300491			
Full KVA Adapter Cord	300517			
Full KVA Plug	119172			
Engine Tune-Up Kit	294669	For Kohler CH749. Includes air and fuel filters, and two spark plugs		
Air Compressor Tune-Up Kit	279120	Includes oil filter, air filter and oil separator		
<b>Accessories</b>				
25-foot Battery Charge/Jump Cables w/Plug	300422			
Protective Cover	301730			
Wireless Interface Control Replacement Kit	288137	Includes replacement remote, magnetic lanyard, USB charger, 110-volt adapter, and two screen protectors		
Wireless Interface Control Protective Covers	287594	Five-pack of screen protectors for wireless interface control remote		
<b>MIG/Flux-cored Welding</b>				
Millermatic® Series MIG Welders		See page 6		
Wire Feeders		See page 7		
Spool Guns		See page 7		
XR™ Wire Feeder and Guns		See literature DC/34.0 and M/1.71 through M/1.74		
<b>Stick Welding</b>				
		See page 7		
<b>TIG Welding</b>				
		See page 7		
<b>Multiprocess Welding</b>				
		See page 7		
<b>Remote Solutions/Extension Cables</b>				
		See page 7		
<b>Plasma Cutting</b>				
		See page 7		
<b>Trailers and Hitches</b>				
HWY-Mid Frame Trailer	301438	Trailer with lights, fenders and dual hitch. For highway use		
Cable Tree	043826	Trailer-mounted cable holder		
2-In-1 Document/Fire Extinguisher Holder	301236	Stores documents and holds a five-pound fire extinguisher		

Date:

Total Quoted Price:

Distributed by:

