

# Big Blue® 700X Duo Pro Diesel Engine-Driven Welder/AC Generator

## Quick Specs



### Heavy Industrial Applications

Pipe welding  
Mechanical contractor  
Construction  
Repair

### Processes

Stick (SMAW)  
MIG (GMAW)\*  
Flux-cored (FCAW)\*  
RMD®\*\*  
Pulsed MIG (GMAW-P)\*\*  
DC TIG (GTAW)  
Air carbon arc (CAC-A)  
**Single weld mode** 3/8-inch (9.5 mm) carbons  
**Dual weld mode** 1/4-inch (6.4 mm) carbons

### Output Range

**Single weld mode** CC: 40–800 A, CV: 14–50 V  
**Dual weld mode** CC: 20–400 A, CV: 14–50 V  
**Generator Output Rated at 104°F (40°C)**  
**3-phase** 20,000 watts continuous  
**1-phase** 12,000 watts continuous

### Accu-Rated™ – Not Inflated Generator Power

\*With wire feeder. \*\*With ArcReach Smart Feeder.

## The professional welder's choice.

Designed with the professional in mind, the Big Blue 700X Duo Pro is the best for arc performance, ease of use and reliability. Ideal for dual-operator applications on labor intensive jobsites, or jobsites with limited space.



### Heavy-duty low-speed industrial diesel engine

is designed to operate over 10,000 hours before the first basic overhaul. Backed by worldwide support and service.

### Double the amperage output.

Parallel switch combines both independent outputs to a single side. This provides a safe and easy way to run large electrodes, stud weld or carbon arc gouge.



**56.7°C  
RATED**

Designed to excel in extreme temperatures. See page 2.

### ArcReach®

Parameter control at the wire feeder or pendant without needing a control cord. See pages 2 and 3.



**Increased efficiency.** More arcs and better fuel economy equal increased profits for your business. Estimated savings are 34 percent with a dual-operator unit versus two single-operator units.

**Thermal overload protection** prevents machine damage if duty cycle is exceeded or airflow is blocked.

**Independent generators** provide the flexibility, dependability and reliability you need to get the job done right. Power is available anytime the engine is running, even while welding! Generators provide 20,000 watts continuous power (3-phase) / 12,000 watts continuous power (1-phase).

**Low OCV stick (VRD)** reduces the open-circuit voltage to 15 volts when the welding power source is not in use. This feature is now built in for increased operator safety without compromising arc start performance.



Welder/generator is warranted by Miller for three years, parts and labor.  
Engine is warranted separately by engine manufacturer.



**Miller Electric Mfg. LLC**  
An ITW Welding Company  
1635 West Spencer Street  
P.O. Box 1079  
Appleton, WI 54912-1079 USA

**Equipment Sales US and Canada**  
Phone: 866-931-9730  
FAX: 800-637-2315  
International Phone: 920-735-4554  
International FAX: 920-735-4125

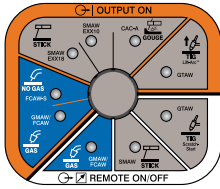
**MillerWelds.com**



## Big Blue® 700X Duo Pro Features

**Digital meters** with SunVision™ technology enable welding parameters to be viewed with greater clarity than analog meters — at virtually any angle. Meters can be seen clearly even in direct sunlight.

**Simple-to-set controls** require no elaborate procedure — just select process and weld!




**Standard 14-pin receptacle with Auto-Remote Sense™** for simple connection of remote controls and wire feeders.

**Simple paralleling switch** makes switching from a single operator to dual operators a breeze. Weld up to 400 amps per side when set up in dual-operator mode, or up to 800 amps in single-operator mode.

**56.7°C RATED**

**Miller engine drives are tested to perform in high-temperature climates**, even at the highest recorded temperature on earth — 56.7°C\*. They are designed to excel in extreme heat by optimizing engine cooling, reducing harmful environmental effects.

\*According to the World Meteorological Organization Global Weather & Climate Extremes Archive (<https://wmo.asu.edu/content/world-highest-temperature>)



**Arc control** is beneficial when welding with stick and solid wires for easier fine-tuning of tough-to-weld materials and out-of-position applications.

**Fuel gauge and oil change indicator**

**Industrial USB port.** Quickly upload the latest software and download machine log files to retrieve in-depth information such as diagnostics and machine statistics.

**20,000 watts of pure generator power.** Plug in an extra Miller® inverter-based power source for a second welding arc!

**HD powder coat** with zinc-rich primer protects sheet metal from rust and corrosion.

**Standard features** include ArcReach®, digital preset weld meters, output contactor control, automatic idle, intake manifold heater and oil pan heater.

## Big Blue® 700X Duo Pro Technologies

### Dynamic DIG™ technology



**Ultra-adaptive arc control.** Unlike conventional DIG that provides a preset amount of short-clearing current, Miller-exclusive Dynamic DIG technology works on a time-based algorithm that automatically

adjusts the amount of current required to clear a short. Delivers a smoother more consistent arc that can be tailored to match application, material, fit-up and welder technique.

### ArcReach® technology

**ArcReach®** Parameter control at the wire feeder or pendant without needing a control cord.

An ArcReach system allows you to change weld settings from your ArcReach feeder or stick/TIG remote, saving a trip to the power supply. ArcReach technology uses the existing weld cable to communicate welding control information between the feeder or stick/TIG remote and the power source. This technology eliminates the need for control cords, and their associated problems and costs.

ArcReach-equipped power sources work with non-ArcReach accessories; however the ArcReach benefit is only realized with the complete ArcReach system. This includes an ArcReach-equipped machine and one or more of the following accessories:

- ArcReach Smart Feeder
- ArcReach SuitCase feeder
- ArcReach Stick/TIG Remote

See pages 6 and 7 for more information.

# Big Blue® 700X Duo Pro ArcReach® System and Accessories

**Big Blue 700X Duo Pro ArcReach system,** engine drive (907762), ArcReach SuitCase® 12 feeder with Bernard® S-Gun™ (951730), ArcReach Stick/TIG Remote (301325), and ArcReach Smart Feeder with Bernard PipeWorx 300-15 MIG gun (951733).

## ArcReach®

### ArcReach SuitCase 8 and 12 feeders for MIG or flux-cored welding

- Remote voltage control
- Polarity indication
- Auto-Process Select™



### ArcReach Smart Feeder for advanced wire processes

- RMD® and pulsed MIG processes
- Remote voltage control
- Store and recall weld settings

### ArcReach Stick/TIG Remote for stick or TIG welding

- Remote amperage control
- Polarity indication
- Arc control for stick
- Auto-Process Select™

## Big Blue® 700X Duo Pro Benefits

### Easily update technology



With the industrial USB port, you can easily upload the latest software and download machine log files to retrieve in-depth information from your machine such as diagnostics and statistics.

Visit [MillerWelds.com/support](http://MillerWelds.com/support) to download the latest software updates.

### Multi-arc welding



Multioperator welding has never been easier or more versatile. One dependable engine, two independent arcs with up to 400 amps each. Or plug in additional inverters for a true multioperator work platform. For example, you can add two XMT® multiprocess machines to allow four

operators to weld with up to 200 amps each. Premium quality arcs allow operators to work independently with no arc interaction.

More arcs provide better fuel economy, improve efficiency and increase profits. You can save about 34 percent with a dual-operator unit versus two single-operator units.

### Jobsite safety



Reduce the need to walk back to or climb into the truck bed to make process and parameter changes, or turn your machine on/off. ArcReach® technology provides

parameter control at the wire feeder or stick/TIG remote and optional wireless interface control provides full front panel control in the palm of your hand, so you can lower the risk of encountering potential jobsite hazards.

# Specifications (Subject to change without notice.)



Weld Mode/ Process	Output Mode	Weld Output Range	Weld Output Rated at 104°F (40°C)	Max. Open- Circuit Voltage	Generator Power Output Rated at 104°F (40°C)***	Dimensions	Weight
CC/DC (Stick/TIG)	Separate (dual outputs)	20–400 A (each side)	300 A at 28 VDC, 100% duty cycle* (each side) 400 A at 36 VDC, 40% duty cycle* (one side only)	85 VDC 30 VDC**	3-phase: 20 kW continuous 1-phase: 12 kW continuous	H: 43 in. (1,092 mm) W: 28.5 in. (724 mm) D: 65.125 in. (1,654 mm)  Add 7 in. (178 mm) to height for exhaust pipe	Net: 1,729 lb. (784 kg) Ship: 1,761 lb. (799 kg)  Add 165 lb. (75 kg) when fuel tank is full
	Paralleled (combined)	40–800 A	500 A at 34 VDC, 100% duty cycle 700 A at 24 VDC, 60% duty cycle				
CV/DC (MIG/FCAW)	Separate (dual outputs)	14–50 V (each side)	300 A at 28 VDC, 100% duty cycle* (each side) 400 A at 34 VDC, 40% duty cycle* (one side only)	85 VDC 30 VDC**	3-phase: 20 kW continuous 1-phase: 12 kW continuous	H: 43 in. (1,092 mm) W: 28.5 in. (724 mm) D: 65.125 in. (1,654 mm)  Add 7 in. (178 mm) to height for exhaust pipe	Net: 1,729 lb. (784 kg) Ship: 1,761 lb. (799 kg)  Add 165 lb. (75 kg) when fuel tank is full
	Paralleled (combined)	14–50 V	500 A at 34 VDC, 100% duty cycle 700 A at 24 VDC, 60% duty cycle				

\*Meets NEMA and IEC ratings. \*\*Sense voltage for stick and Lift-Arc™ TIG. \*\*\*Will operate either 60 hertz or 50/60 hertz power tools, lights, etc.

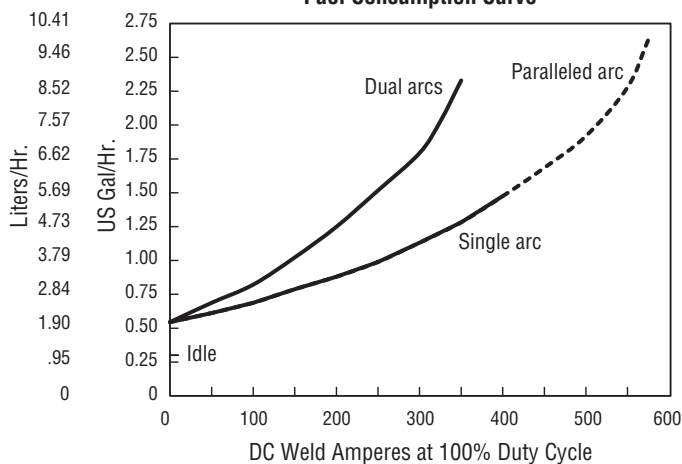
Certified by Canadian Standards Association to both the Canadian and U.S. Standards.

## Engine Specifications (Engines warranted separately by the engine manufacturer.)

Engine Brand	Features	HP	Type	Engine Speeds	Sound Levels at Rated Output, 23 ft. (7 m)	Capacities	Automatic Engine Shutdown
Deutz D2011L04i	EPA Tier 4i compliant	48.6	Direct-injected four-cylinder, air/oil-cooled industrial diesel	Idle: 1,350 rpm Weld: 1,800 rpm	Idle: 67.9 dB (93 Lwa) Weld: 74.7 dB (100 Lwa)	Fuel: 25 gal. (95 L) Oil: 9 qt. (8.5 L) Coolant: integrated oil	Low oil pressure, high coolant temperature, low fuel level

## Performance Data

Fuel Consumption Curve

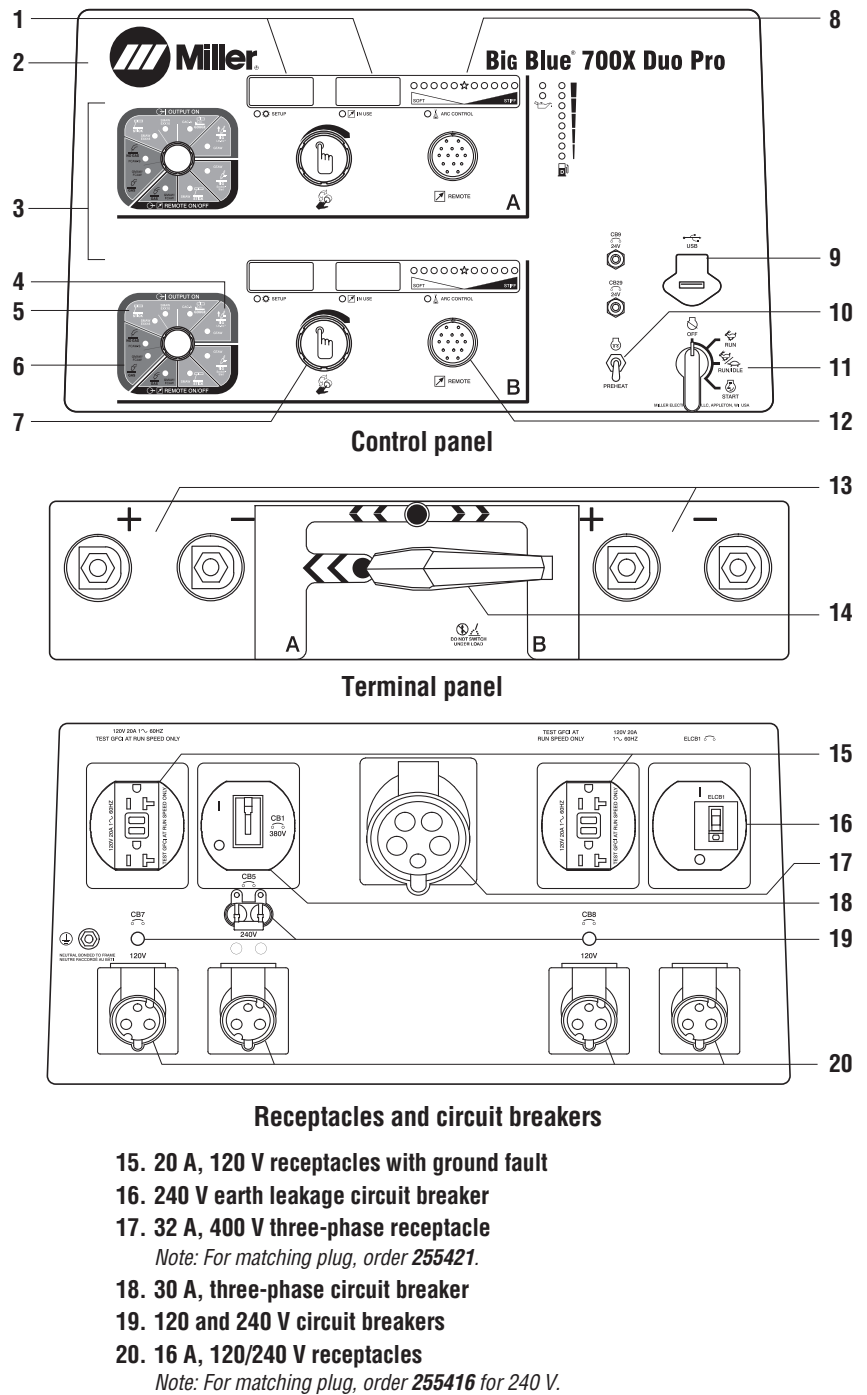


Simultaneous Welding and Power

Weld Amperes	Total Aux. Power Available (Watts)	
	1-Phase	– or – 3-Phase
No Weld Output	12,000	20,000
200 A	11,500	11,000
300 A	6,000	6,500
400 A	1,000	1,000

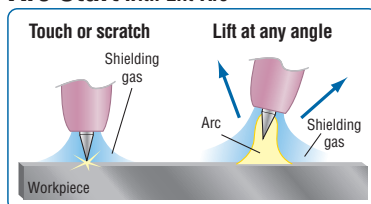
# Function Guide

1. **Self-calibrating digital weld meters with fault code indication** display preset or actual weld parameters.
2. **Weatherproof Lexan® nameplate** is super durable and resists cracking and fading.
3. **Operator controls.** Independent controls for multi-arc welding. “A” controls are for single operator and “B” controls are for a second operator.
4. **Lift-Arc™ TIG with Auto-Stop™.** See descriptions below.
5. **Hot Start™** provides positive stick electrode starts making it easy to start all types of electrodes and it also works great for bead tie-ins.
6. **Great FCAW/MIG performance and arc starts** make the Big Blue® 700X Duo Pro arc the best in its class. Easy to run all wires from .023-inch solid wires to large-diameter 5/64-inch flux-cored wires.
7. **Pushbutton main control knob** used for adjusting amperage/voltage, adjusting arc control, and accessing the service menu.
8. **Adjustable arc control** adjusts DIG when process control is in stick modes and adjusts inductance when process control is in FCAW or MIG modes. The amount of DIG determines how much amperage (heat) varies with stick arc length. Inductance determines the “wetness” of the weld puddle.
9. **USB port** allows software updates from a USB drive. A summary file of recorded data from the unit will be saved to a USB drive that is inserted.
10. **Glow plugs** assist in cold weather starting.
11. **Engine control switch** is used to start engine and then select between auto idle and high speed lock.
12. **Standard 14-pin receptacle** for simple connection of remote controls and wire feeders. Includes **Auto Remote Sense™** which automatically switches from panel to remote amperage/voltage (A/V) control with remote connected. Eliminates confusion of a panel/remote switch.
13. **Weld output terminals**
14. **Separate/parallel switch.** Use switch to select single operator mode (A) or dual operator mode (A/B).



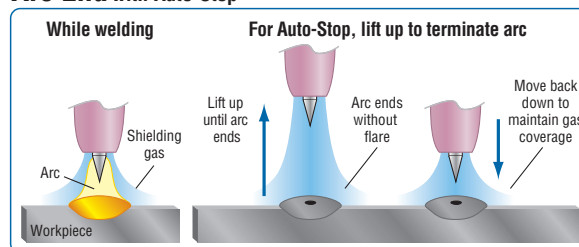
## Lift-Arc™ TIG with Auto-Stop™

### Arc Start with Lift-Arc™



- Reduces or eliminates sticking
- Reduces or eliminates electrode/work contamination
- Low open-circuit voltage

### Arc End with Auto-Stop™



- Eliminates need for a remote control
- Maintains shielding gas coverage
- Eliminates tungsten and workpiece contamination
- Eliminates unwanted arc strikes outside the weld area

# Genuine Miller® Accessories



**International Plugs** Field  
**255416** 1-phase, 240 V, 16 A plug  
**255421** 3-phase, 400 V, 32 A plug

1-phase 3-phase

**Engine Filter Kit 246988** Field  
 Includes all filters required for proper engine maintenance. Oil filter, primary and secondary fuel filter, and primary air filter.



**Spark Arrestor Kit 195012** Field  
 Prevents particles from leaving the muffler that could

potentially start a fire. (Mandatory when operating on California grasslands, brush, or forest-covered land, and in all national forests. For other areas, check your local laws. Meets U.S. Forest Service standard 5100-1B.)



**FA-1D Lockable Flame Arrestor Fuel Cap 043947** Field  
 Fuel cap can be padlocked to prevent vandalism. A built-in flame arrestor prevents flames or sparks from entering the fuel tank.



**Vandalism Lockout Kit 195118** Field  
 Lockable hinged steel panels cover and protect name plate gauges and ignition switch (padlock included).



**Cable Holder 043946** Field  
 Saddle-bag-style cable holder. Convenient wrap-around storage of coiled cable for transportation. Stores 100 feet of 2/0 cable on each side.

*Note: For best results do not weld when cable is coiled! Protective cover cannot be used with cable holder.*



**Protective Cover 194683** Field  
 Blue water-resistant canvas cover resists stains and mildew, and protects the finish of your welder.

*Note: Protective cover cannot be used with cable holder.*

## MIG/Flux-cored Welding



**ArcReach® Smart Feeder 951733**  
 Includes drive rolls and Bernard® PipeWorx 300-15 MIG gun. For MIG, FCAW, and advanced RMD® and pulse processes. See literature M/6.55.



**ArcReach® SuitCase® 8**  
**951726** With Bernard® BTB Gun 300 A  
**951727** With Bernard® S-Gun™  
**951728** With Bernard® Dura-Flux™ gun

**ArcReach® SuitCase® 12**  
**951729** With Bernard® BTB Gun 300 A  
**951730** With Bernard® S-Gun™  
**951731** With Bernard® Dura-Flux™ gun

Portable feeder designed to run off of arc voltage. When paired with an ArcReach power source, provides remote control of the power source without a control cord — saving time and money. See literature M/6.55.



**SuitCase® 12RC Wire Feeder 951580**  
 Lightweight and flexible enough to run wires up to .062-inch diameter. Includes remote voltage control, drive roll kit and Bernard® BTB Gun 300 A. See literature M/6.5.

### MIG (GMAW)/Flux-cored (FCAW) Guns

See Bernard® literature SP-BTB for BTB air-cooled MIG guns, and SP-DF for Dura-Flux™ self-shielded flux-cored guns.

## Stick (SMAW) Welding

### Weld Leads

**2/0 Stick Cable Set, 50 ft. (15 m) 173851**  
 Consists of 50-foot (15 m) 2/0 electrode cable with holder, and 50-foot (15 m) work cable with clamp. 350 A, 100% duty cycle.

**2/0 Stick Cable Set, 100/50 ft. (30.5/15 m) 043952**

Consists of 100-foot (30.5 m) 2/0 electrode cable with holder, and 50-foot (15 m) work cable with clamp. 300 A, 100% duty cycle.

## AC TIG (GTAW) Welding



**Dynasty® 210 Series**  
 For portable AC/DC TIG. See literature AD/4.81.

## Plasma Cutting



*Spectrum 375 X-TREME and 625 X-TREME shown.*

**Spectrum® 375 X-TREME™ 907529**

See literature PC/9.2.

**Spectrum® 625 X-TREME™ 907579**

See literature PC/9.6.

**Spectrum® 875 907583**

See literature PC/9.8.

The Spectrum 375 X-TREME and 625 X-TREME come complete with protective X-CASE™ (not shown).

## Genuine Miller® Accessories (Continued)

### Stick/TIG Remote Controls



#### ArcReach® Stick/TIG Remote 301325

When paired with an ArcReach power source, provides remote control of the power source without a cord — saving time and money. See literature AY/14.5.



#### Wireless Remote Hand Control 301582

For remote current, voltage and contactor control. Receiver plugs directly into the 14-pin receptacle of Miller machine. Up to 300-foot (91.4 m) operating range.

Wireless antenna kit 300749 is recommended.

#### Wireless Antenna Kit 300749

Optional when improved reception is desired.



#### RHC-14 Hand Control 242211020

Miniature hand control for remote current, voltage and contactor control. Dimensions: 4 x 4 x 3.25 inches (102 x 102 x 82 mm). Includes 20-foot (6 m) cord and 14-pin plug.

#### Extension Cables for 14-Pin Remote Controls or 24 VAC Wire Feeders

242208025 25 ft. (7.6 m)

242208050 50 ft. (15.2 m)

242208080 80 ft. (24.4 m)

## Trailers and Hitches (Note: Trailers are shipped unassembled.)



#### 4 West Four-Wheel Steerable Off-Road Trailer 042801

A heavy-duty 2,550-pound (1,157 kg) capacity trailer designed for use in mines, quarries, and other rough terrain. Has narrow 22-foot (6.7 m) turning radius. Includes 3-inch (76 mm) lunette eye, universal hitch and safety chains.



#### HWY-225 Trailer 301338

A 2,700-pound (1,225 kg) capacity highway trailer with welded steel tubing frame, heavy-duty axle with roller bearing hubs and leaf-spring suspension. Includes jack stand, fenders, lights, and dual hitch with 2-inch (50 mm) ball hitch and 3-inch (76 mm) lunette eye.

#### Cable Tree 043826

Provides an area to conveniently wrap weld cables and extension cords.



#### Dual Hitch 301441

2-inch (50 mm) ball hitch and 3-inch (76 mm) lunette eye in one reversible assembly.

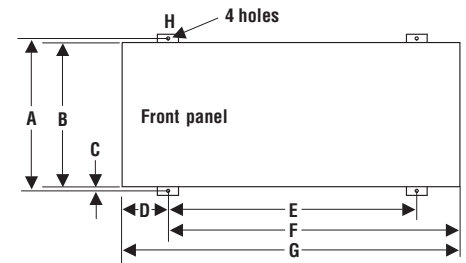


#### 2-In-1 Document/Fire Extinguisher Holder 301236

For use with HWY-225. Stores documents and holds a 5-pound fire extinguisher.

Note: Holder shown mounted on trailer. Fire extinguisher not included.

## Mounting Specifications



A. 29.812 in. (757 mm)

B. 27.5 in. (699 mm)

C. 1 in. (25 mm)

D. 9.625 in. (244 mm)\*

E. 46.5 in. (1,181 mm)\*

F. 56 in. (1,422 mm)\*

G. 65.125 in. (1,654 mm)

H. .562 in. (14 mm) dia.

Height: 43 in. (1,092 mm) to top of cover  
Add 7 in. (178 mm) to height for exhaust pipe  
(Exhaust measurement subject to change.)

#### Width:

28.5 in. (724 mm) (mounting brackets turned in)

30.75 in. (781 mm) (mounting brackets turned out)

Depth: 65.125 in. (1,654 mm)

\*With mounting brackets in center position.

Dimensions vary with location of mounting brackets.

### Trailer Specifications (Subject to change without notice.)

Model	Gross Axle Weight Rating	Gross Vehicle Weight Rating	Net Payload	Height of Bed	Road Clearance	Track (Center to center of tires)	Standard Tires (Standard rating or P-size rating)	Dimensions	Net Weight
4 West	2,000 lb./axle (907 kg/axle)	3,000 lb. (1,361 kg)	2,550 lb. (1,157 kg)	21.25 in. (540 mm)	8 in. (203 mm)	55.25 in. (1,403 mm)	B78-13	Length: 91 in. (2,311 mm)* Width: 61.25 in. (1,556 mm)	420 lb. (191 kg)
HWY-225	3,500 lb. (1,588 kg)	2,999 lb. (1,360 kg)	2,700 lb. (1,225 kg)	19 in. (483 mm)	7.5 in. (191 mm)	50 in. (1,270 mm)	ST175/80R-13 Load Range D	Length: 105.5 in. (2,680 mm) Width: 56.5 in. (1,435 mm)**	280 lb. (127 kg)

\*Does not include tongue. \*\*Width at outside of fenders.

## Ordering Information

Equipment and Options	Stock No.	Description	Qty.	Price
<b>Big Blue® 700X Duo Pro</b> EPA Tier 4 Interim compliant engine	<b>907762</b>	International model with 20 kW of 400-volt 3-phase power, ArcReach®, parallel switch, intake manifold heater and 120-volt oil pan heater		
<b>Field Accessories</b>				
International Plugs	<b>255416</b> <b>255421</b>	1-phase, 240 V, 16 A 3-phase, 400 V, 32 A		
Engine Filter Kit	<b>246988</b>	Includes air, oil and fuel filters		
Spark Arrestor Kit	<b>195012</b>			
FA-1D Lockable Flame Arrestor Fuel Cap	<b>043947</b>	Padlock NOT included		
Vandalism Lockout Kit	<b>195118</b>	Lockable front control panel		
Cable Holder	<b>043946</b>	Stores up to 200 feet of 2/0 cable		
Protective Cover	<b>194683</b>	Canvas cover — will not fit over machine with cable holder attached		
<b>MIG/Flux-cored Welding</b>				
ArcReach® Smart Feeder	<b>951733</b>	MIG/FCAW/RMD®/pulse feeder with Bernard® PipeWorx 300-15 MIG gun. Tweco®-style connectors. See literature M/6.55		
ArcReach® SuitCase® 8	<b>951726</b> <b>951727</b> <b>951728</b>	With Bernard® BTB Gun 300 A. See literature M/6.55 With Bernard® S-Gun™ With Bernard® Dura-Flux™ gun		
ArcReach® SuitCase® 12	<b>951729</b> <b>951730</b> <b>951731</b>	With Bernard® BTB Gun 300 A. See literature M/6.55 With Bernard® S-Gun™ With Bernard® Dura-Flux™ gun		
SuitCase® 12RC	<b>951580</b>	With Bernard® BTB Gun 300 A. See literature M/6.5		
MIG (GMAW) and Flux-cored (FCAW) Guns		See Bernard® literature SP-BTB and SP-DF		
<b>Stick Welding Leads</b>				
	<b>173851</b> <b>043952</b>	2/0, 350 A, 100% duty cycle, 50 ft. (15 m) stinger, 50 ft. (15 m) work clamp 2/0, 300 A, 100% duty cycle, 100 ft. (30.5 m) stinger, 50 ft. (15 m) work clamp		
<b>AC TIG Welding</b>				
Dynasty® 210	<b>907685</b>	Basic controls for AC/DC TIG/stick, 120–480 V. See literature AD/4.81		
Dynasty® 210 DX	<b>907686</b>	Full feature controls for AC/DC TIG/stick, 120–480 V. See literature AD/4.81		
<b>Plasma Cutting</b>				
Spectrum® 375 X-TREME™	<b>907529</b>	Includes X-CASE™. See literature PC/9.2		
Spectrum® 625 X-TREME™	<b>907579</b>	Includes X-CASE™. See literature PC/9.6		
Spectrum® 875	<b>907583</b>	See literature PC/9.8		
<b>Remote Controls</b>				
		See page 7		
<b>Trailers and Hitches</b>				
4 West Four-Wheel Steerable Trailer	<b>042801</b>	Trailer with lunette eye, universal hitch and safety chains. For off-road use		
HWY-225 Trailer	<b>301338</b>	Trailer with lights, fenders and dual hitch. For highway use		
Cable Tree	<b>043826</b>	Trailer-mounted cable holder for HWY-225		
Dual Hitch	<b>301441</b>	Combination 2-inch (50 mm) ball hitch and 3-inch (76 mm) lunette eye in one reversible assembly for HWY-225		
2-In-1 Document/Fire Extinguisher Holder	<b>301236</b>	Stores documents and holds a 5-pound fire extinguisher for HWY-225		

Date:

Total Quoted Price:

Distributed by:

